




Particulars	UACS CODE	Appropriations			Allotments					Current Year Obligations					Current Year Disbursements					BALANCES			
		Authorized Appropriations	Adjustments (Transfer To /From, Realignment)	Adjusted Appropriations	Allotments Received	Adjustments (Withdrawal / Realignment)	Transfer To	Transfer From	Adjusted Total Allotments	1st Quarter Ending March 31	2nd Quarter Ending June 30	3rd Quarter Ending Sept. 30	4th Quarter Ending Dec. 31	Total	1st Quarter Ending March 31	2nd Quarter Ending June 30	3rd Quarter Ending Sept. 30	4th Quarter Ending Dec. 31	Total	Unreleased Appropriations	Unobligated Allotment	Unpaid Due and Demandable / Accounts Payable	
1	2	3	4	5=[3+(-)4]	6	7	8	9	10=[(6+(-)7)-8+9]	11	12	13	14	15=(11+12+13+14)	16	17	18	19	20=(16+17+18+19)	21=(5-10)	22=(10-15)	23	
Fin Exp (if applicable) CO																							
GRAND TOTAL		19,104,750.19	-	19,104,750.19	19,104,750.19	-	-	-	19,104,750.19	3,260,680.63	4,16,243.64	5,008,030.03	-	8,684,954.30	3,260,680.63	251,753.64	174,228.00	-	3,686,662.27	-	10,419,795.89	4,998,292.03	
PS		-	-	-	-	-	-	-	-	-	-	-	-	-	-	-	-	-	-	-	-	-	
MCOE		4,244,257.19	-	4,244,257.19	4,244,257.19	-	-	-	4,244,257.19	3,260,680.63	4,16,243.64	9,738.00	-	3,686,662.27	3,260,680.63	251,753.64	174,228.00	-	3,686,662.27	-	557,594.92	-	
Fin Exp (if applicable) CO		14,860,493.00	-	14,860,493.00	14,860,493.00	-	-	-	14,860,493.00	-	-	4,998,292.03	-	4,998,292.03	-	-	-	-	-	-	-	9,862,200.97	4,998,292.03
Recapitulation by MFO:		4,244,257.19	-	4,244,257.19	4,244,257.19	-	-	-	4,244,257.19	3,260,680.63	4,16,243.64	9,738.00	-	3,686,662.27	3,260,680.63	251,753.64	174,228.00	-	3,686,662.27	-	557,594.92	-	
MFO 1		4,244,257.19	-	4,244,257.19	4,244,257.19	-	-	-	4,244,257.19	3,260,680.63	4,16,243.64	9,738.00	-	3,686,662.27	3,260,680.63	251,753.64	174,228.00	-	3,686,662.27	-	557,594.92	-	
MFO 2		-	-	-	-	-	-	-	-	-	-	-	-	-	-	-	-	-	-	-	-	-	
MFO 3		-	-	-	-	-	-	-	-	-	-	-	-	-	-	-	-	-	-	-	-	-	
MFO 4		-	-	-	-	-	-	-	-	-	-	-	-	-	-	-	-	-	-	-	-	-	
OF WHICH: Major Programs/Projects																							
KRA No. 2 - Poverty Reduction and Empowerment of the Poor and Vulnerable		19,104,750.19	-	19,104,750.19	19,104,750.19	-	-	-	19,104,750.19	3,260,680.63	4,16,243.64	5,008,030.03	-	8,684,954.30	3,260,680.63	251,753.64	174,228.00	-	3,686,662.27	-	10,419,795.89	4,998,292.03	

Certified Correct:

JESUS S. DANGANAN
 Budget Officer
 Date:

Certified Correct:

JOHN ERWIN C. PANLILIO
 Chief Accountant
 Date:

Approved By:

DR. MYRNA Q. MALLARI
 President
 Date: